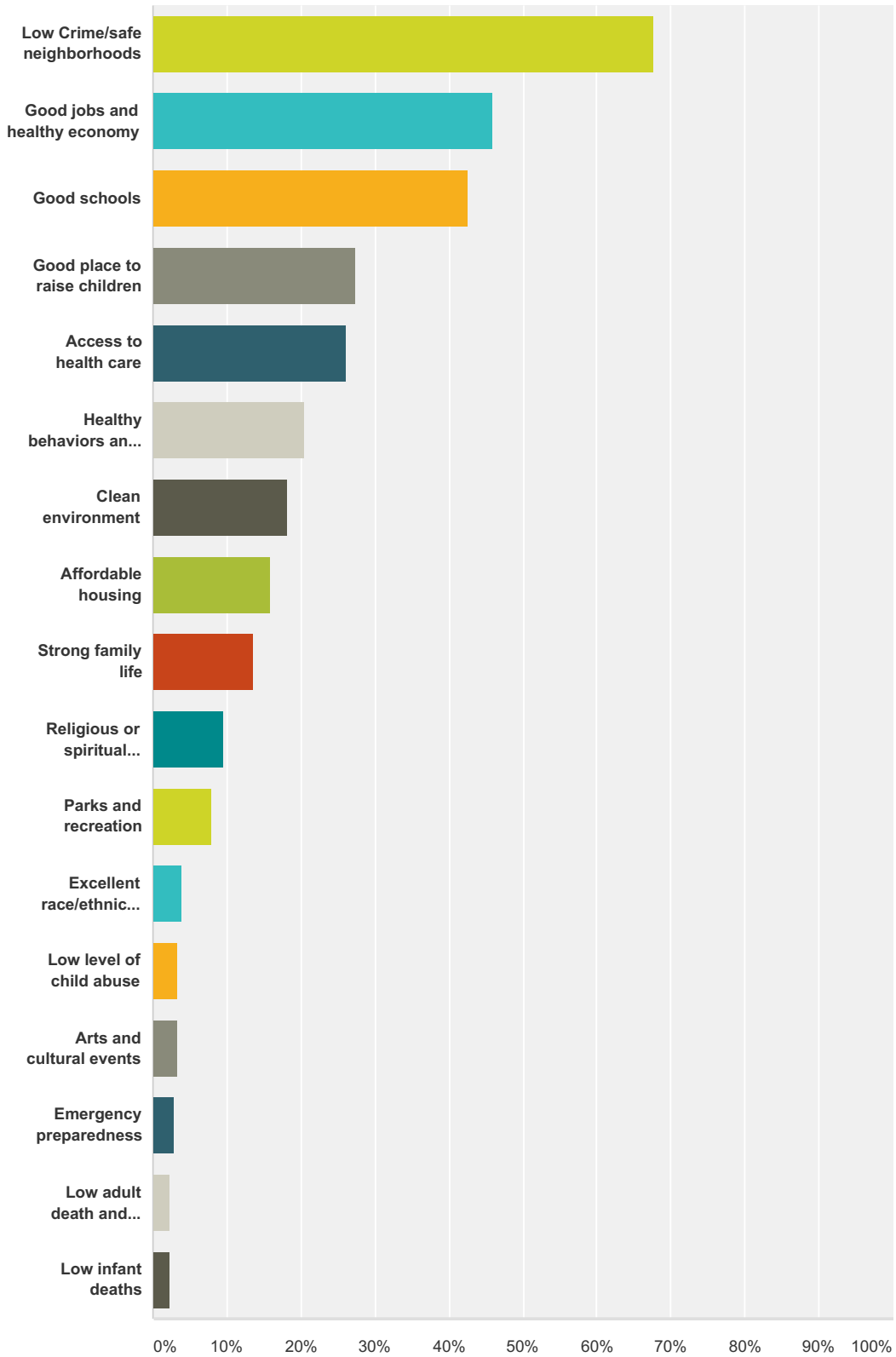


**Q1 In the following list, what do you think are the three most important factors for a "Healthy Community"? (Those factors which most improve the quality of life in a community). Choose 3.**

Answered: 176 Skipped: 0

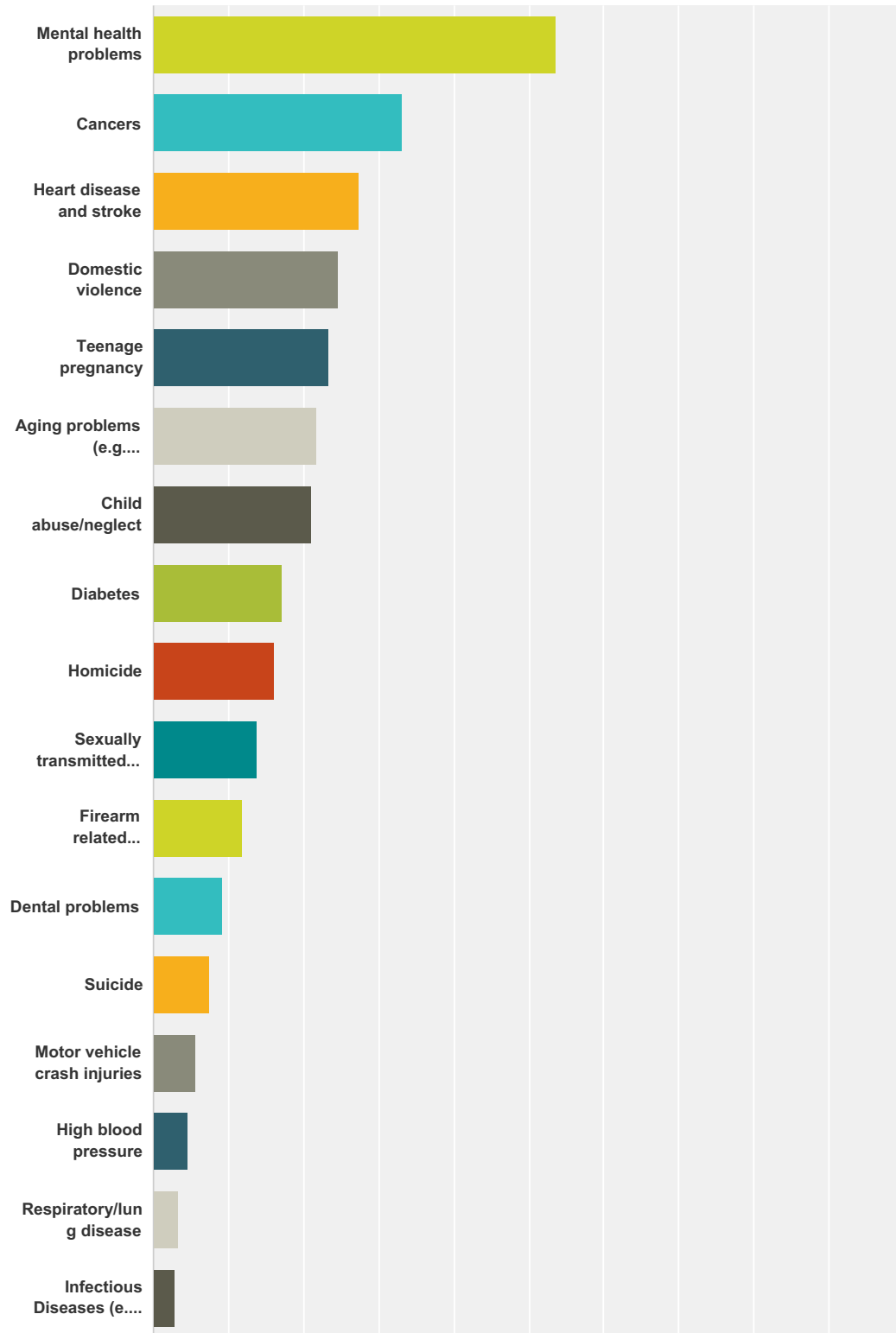


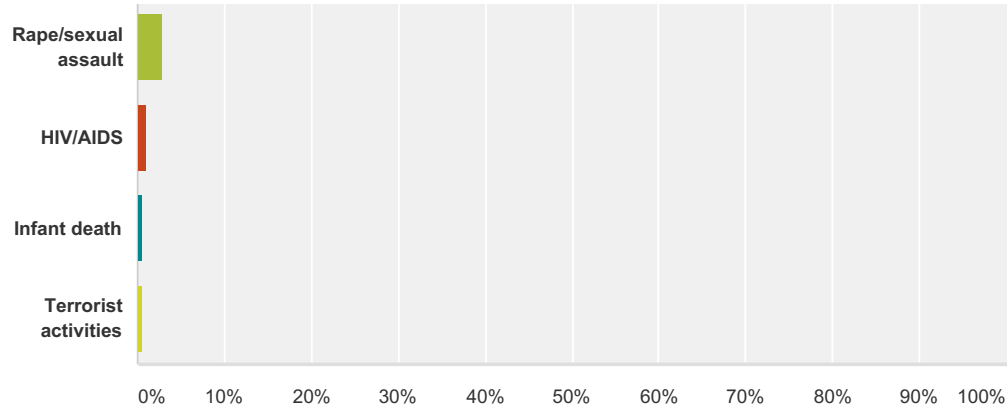
Answer Choices	Responses
Low Crime/safe neighborhoods	67.61% 119
Good jobs and healthy economy	46.02% 81

Good schools	42.61%	75
Good place to raise children	27.27%	48
Access to health care	26.14%	46
Healthy behaviors and lifestyles	20.45%	36
Clean environment	18.18%	32
Affordable housing	15.91%	28
Strong family life	13.64%	24
Religious or spiritual values	9.66%	17
Parks and recreation	7.95%	14
Excellent race/ethnic relations	3.98%	7
Low level of child abuse	3.41%	6
Arts and cultural events	3.41%	6
Emergency preparedness	2.84%	5
Low adult death and disease rates	2.27%	4
Low infant deaths	2.27%	4
<b>Total Respondents: 176</b>		

**Q2 In the following list, what do you think are the three most important "health problems" in our community. (Those problems which have the greatest impact on overall community health). Choose 3.**

Answered: 175 Skipped: 1

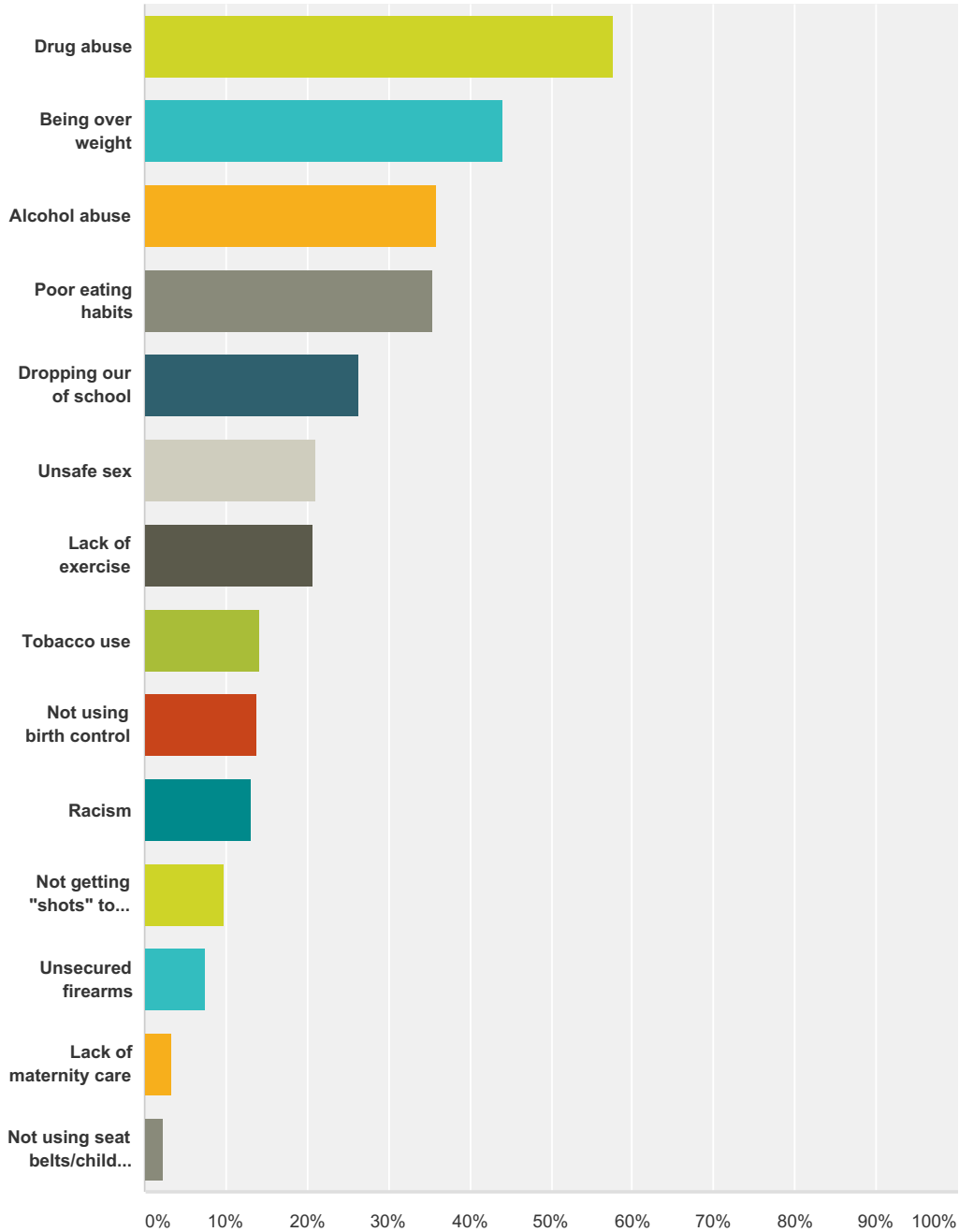




Answer Choices	Responses	Count
Mental health problems	53.71%	94
Cancers	33.14%	58
Heart disease and stroke	27.43%	48
Domestic violence	24.57%	43
Teenage pregnancy	23.43%	41
Aging problems (e.g. arthritis, health/vision loss, etc)	21.71%	38
Child abuse/neglect	21.14%	37
Diabetes	17.14%	30
Homicide	16.00%	28
Sexually transmitted disease	13.71%	24
Firearm related injuries	12.00%	21
Dental problems	9.14%	16
Suicide	7.43%	13
Motor vehicle crash injuries	5.71%	10
High blood pressure	4.57%	8
Respiratory/lung disease	3.43%	6
Infectious Diseases (e.g. hepatitis, TB, etc)	2.86%	5
Rape/sexual assault	2.86%	5
HIV/AIDS	1.14%	2
Infant death	0.57%	1
Terrorist activities	0.57%	1
<b>Total Respondents: 175</b>		

**Q3 In the following list, what do you think are the three most important "risky behaviors" in our community? (Those behaviors which have the greatest impact on overall community health). Choose 3.**

Answered: 175 Skipped: 1

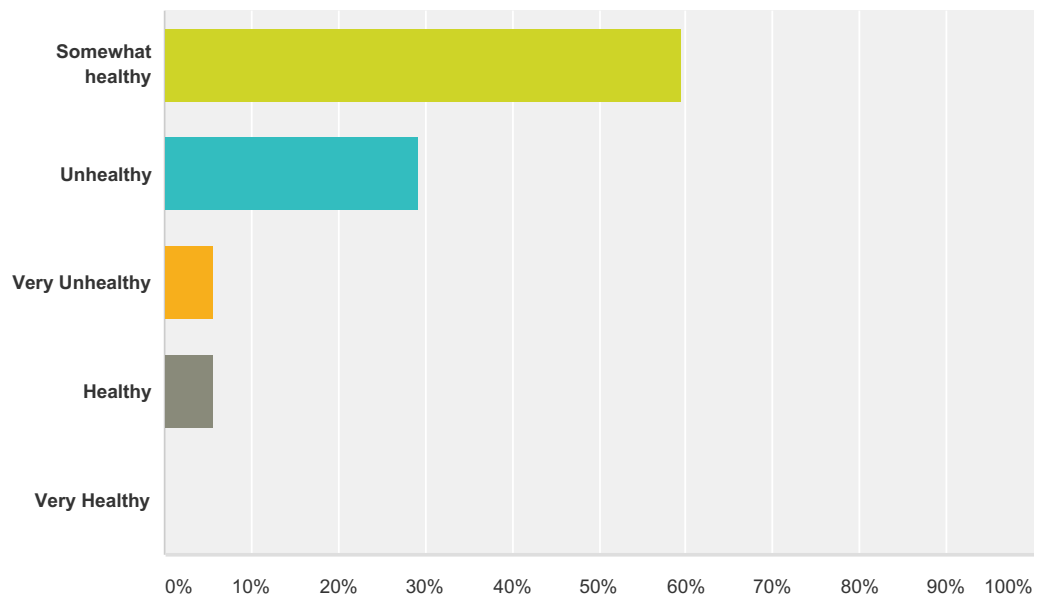


Answer Choices	Responses
Drug abuse	57.71% 101

Being over weight	44.00%	77
Alcohol abuse	36.00%	63
Poor eating habits	35.43%	62
Dropping our of school	26.29%	46
Unsafe sex	21.14%	37
Lack of exercise	20.57%	36
Tobacco use	14.29%	25
Not using birth control	13.71%	24
Racism	13.14%	23
Not getting "shots" to prevent disease	9.71%	17
Unsecured firearms	7.43%	13
Lack of maternity care	3.43%	6
Not using seat belts/child safety seats	2.29%	4
<b>Total Respondents: 175</b>		

### Q4 How would you rate the overall health of the community?

Answered: 175 Skipped: 1

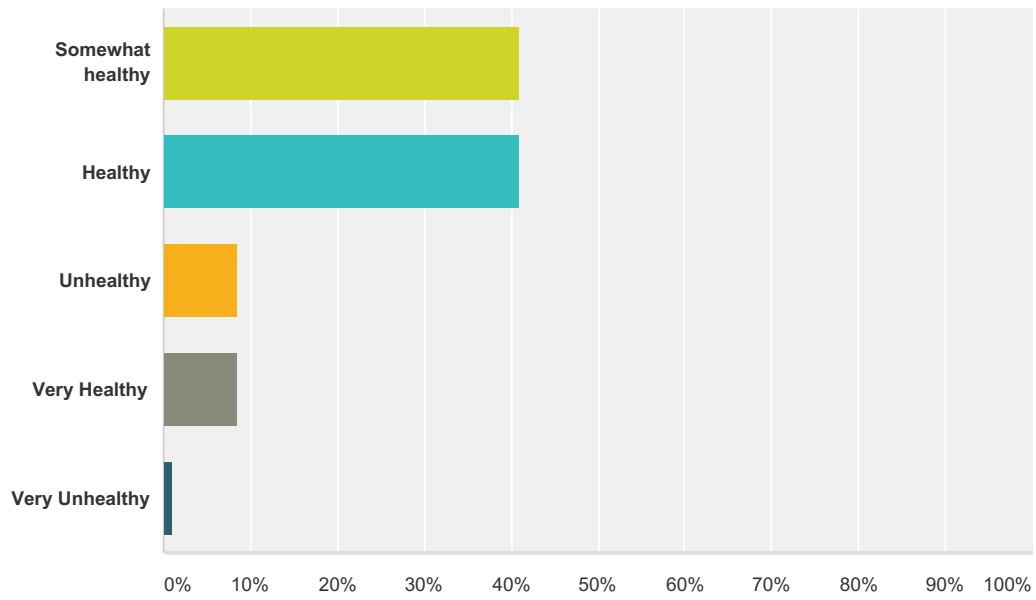


Answer Choices	Responses
Somewhat healthy	59.43% 104
Unhealthy	29.14% 51
Very Unhealthy	5.71% 10
Healthy	5.71% 10
Very Healthy	0.00% 0
<b>Total</b>	<b>175</b>



### Q5 How would you rate your own personal health?

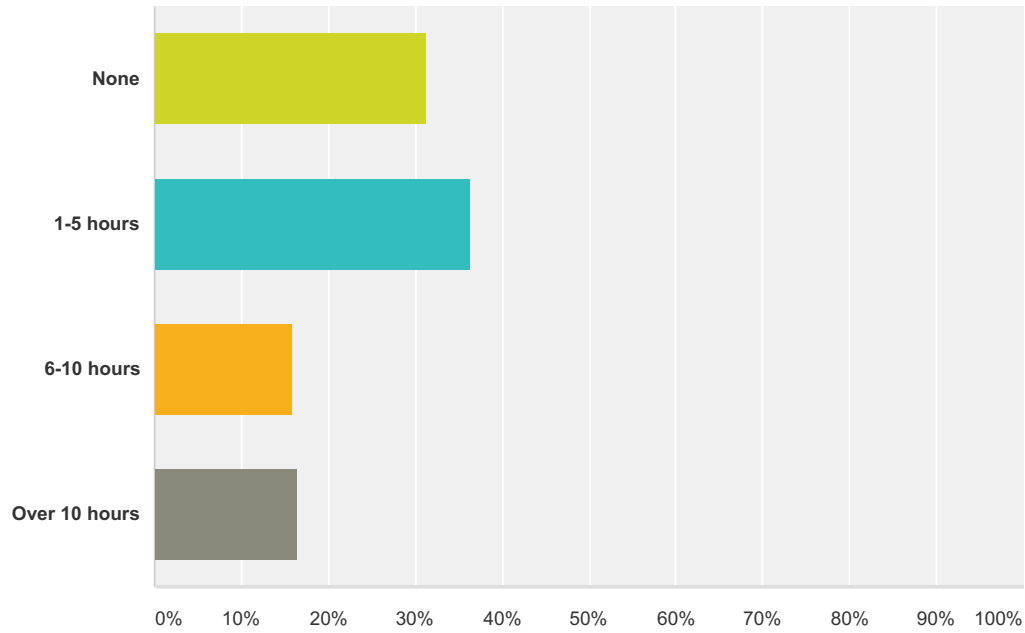
Answered: 176 Skipped: 0



Answer Choices	Responses
Somewhat healthy	40.91% 72
Healthy	40.91% 72
Unhealthy	8.52% 15
Very Healthy	8.52% 15
Very Unhealthy	1.14% 2
<b>Total</b>	<b>176</b>

**Q6 Approximately how many hours per month do you volunteer your time to community service? (e.g., schools, voluntary organizations, churches, hospitals, etc.)**

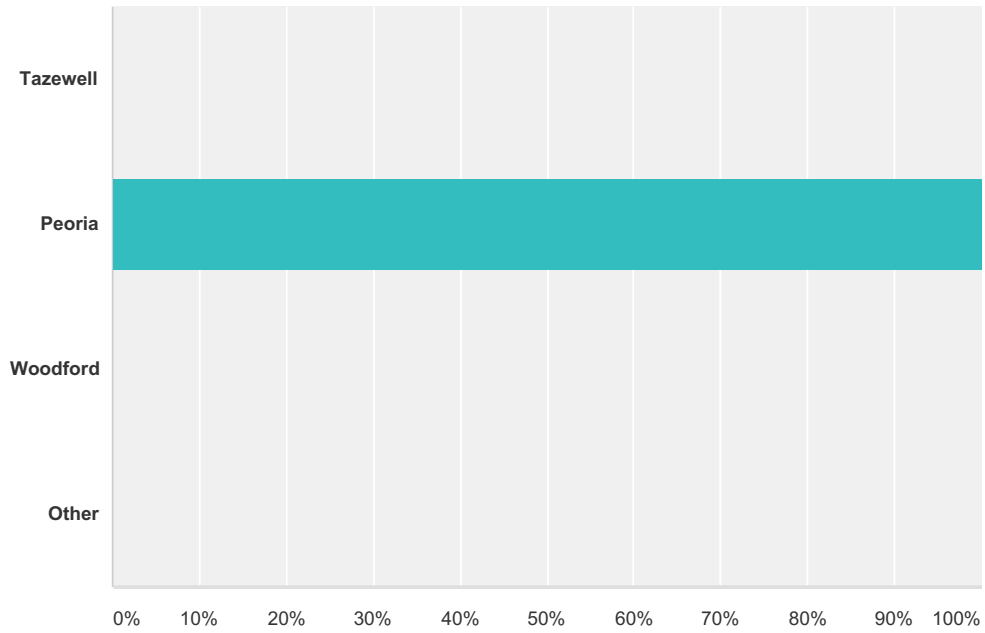
Answered: 176 Skipped: 0



Answer Choices	Responses
None	31.25% 55
1-5 hours	36.36% 64
6-10 hours	15.91% 28
Over 10 hours	16.48% 29
<b>Total</b>	<b>176</b>

### Q7 What county do you live in?

Answered: 176 Skipped: 0



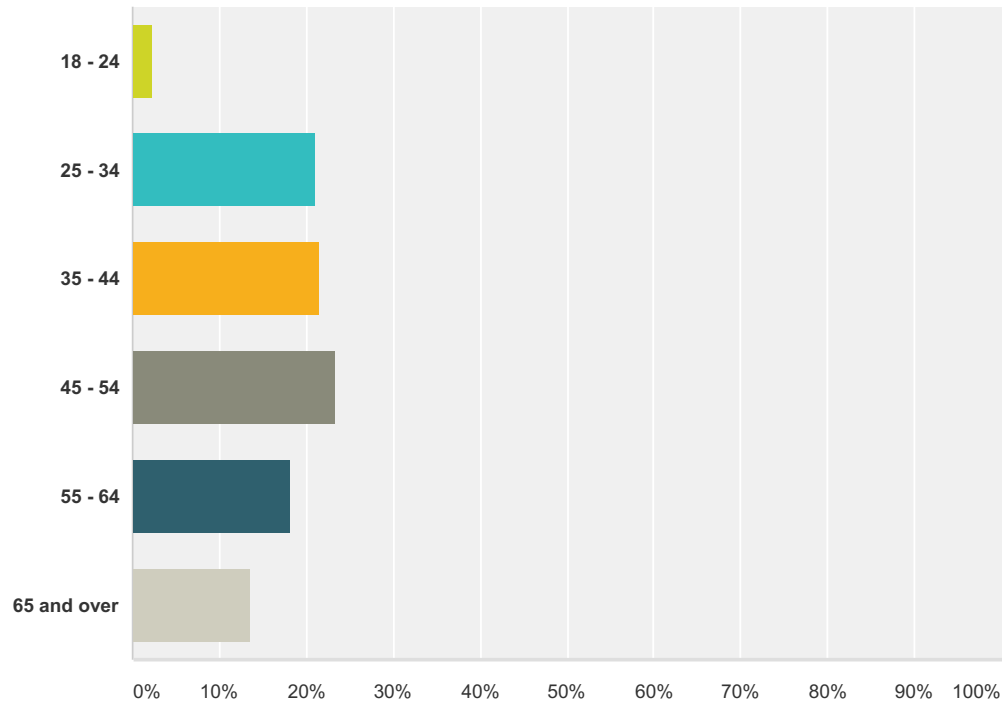
Answer Choices	Responses
Tazewell	0.00% 0
Peoria	100.00% 176
Woodford	0.00% 0
Other	0.00% 0
<b>Total</b>	<b>176</b>

**Q8 Zip code where you live:**

Answered: 174 Skipped: 2

### Q9 Age:

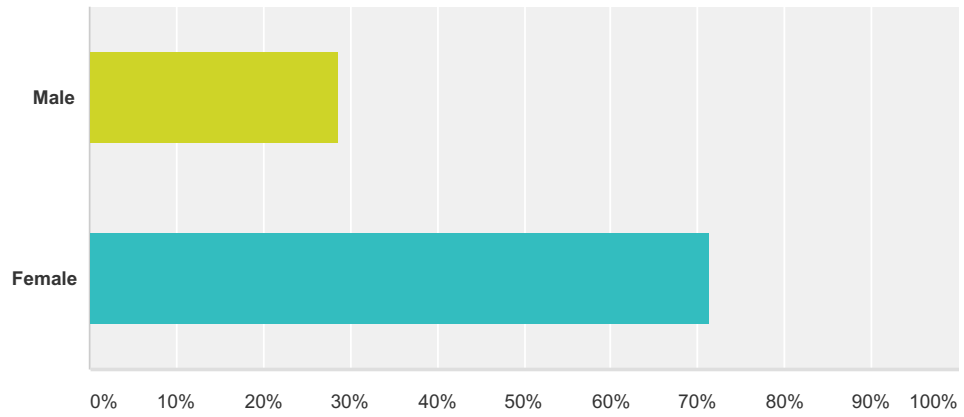
Answered: 176 Skipped: 0



Answer Choices	Responses	
18 - 24	2.27%	4
25 - 34	21.02%	37
35 - 44	21.59%	38
45 - 54	23.30%	41
55 - 64	18.18%	32
65 and over	13.64%	24
<b>Total</b>		<b>176</b>

### Q10 Gender:

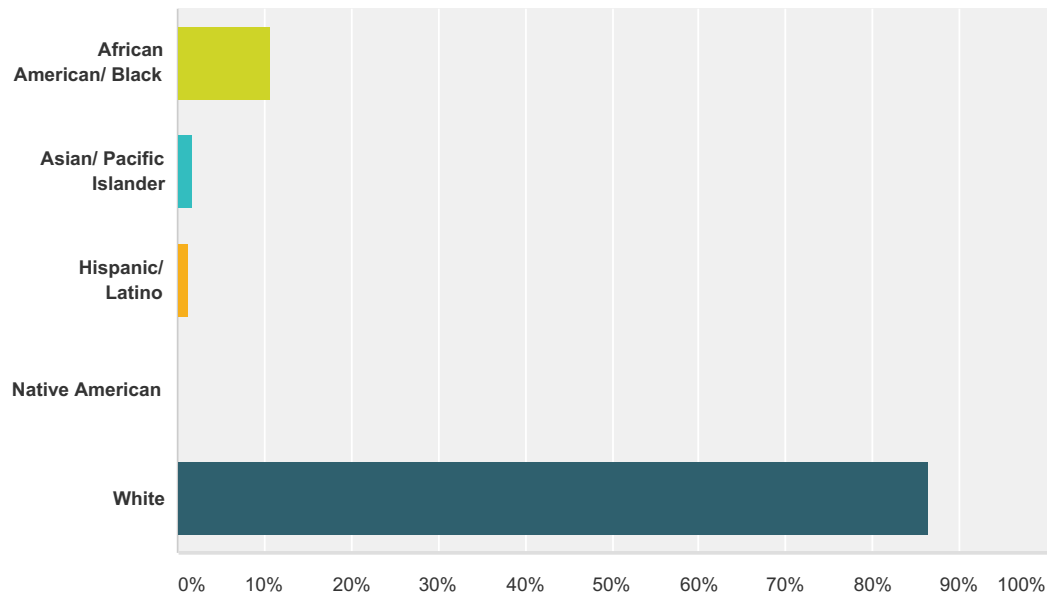
Answered: 175 Skipped: 1



Answer Choices	Responses
Male	28.57% 50
Female	71.43% 125
<b>Total</b>	<b>175</b>

### Q11 Ethnic group you most identify with:

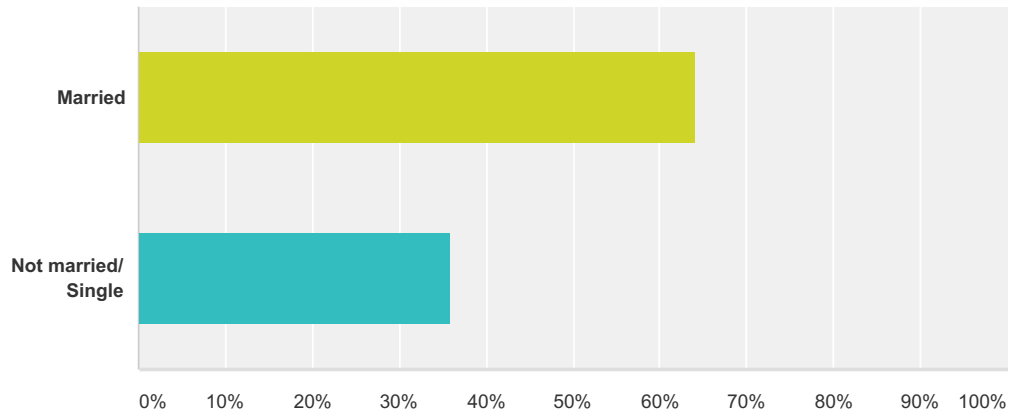
Answered: 170 Skipped: 6



Answer Choices	Responses
African American/ Black	10.59% 18
Asian/ Pacific Islander	1.76% 3
Hispanic/ Latino	1.18% 2
Native American	0.00% 0
White	86.47% 147
<b>Total</b>	<b>170</b>

### Q12 Marital Status:

Answered: 173 Skipped: 3

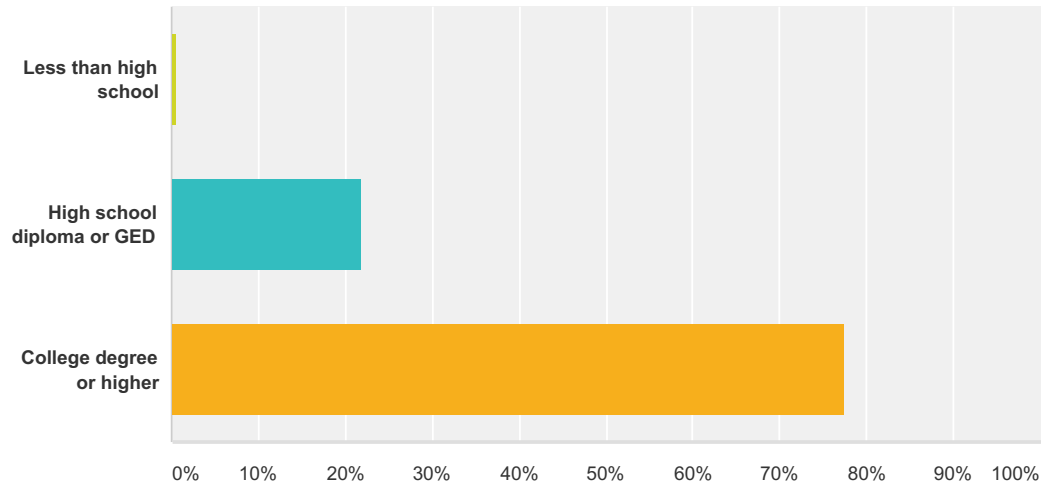


Answer Choices	Responses
Married	64.16% 111
Not married/ Single	35.84% 62
<b>Total</b>	<b>173</b>



### Q13 Education:

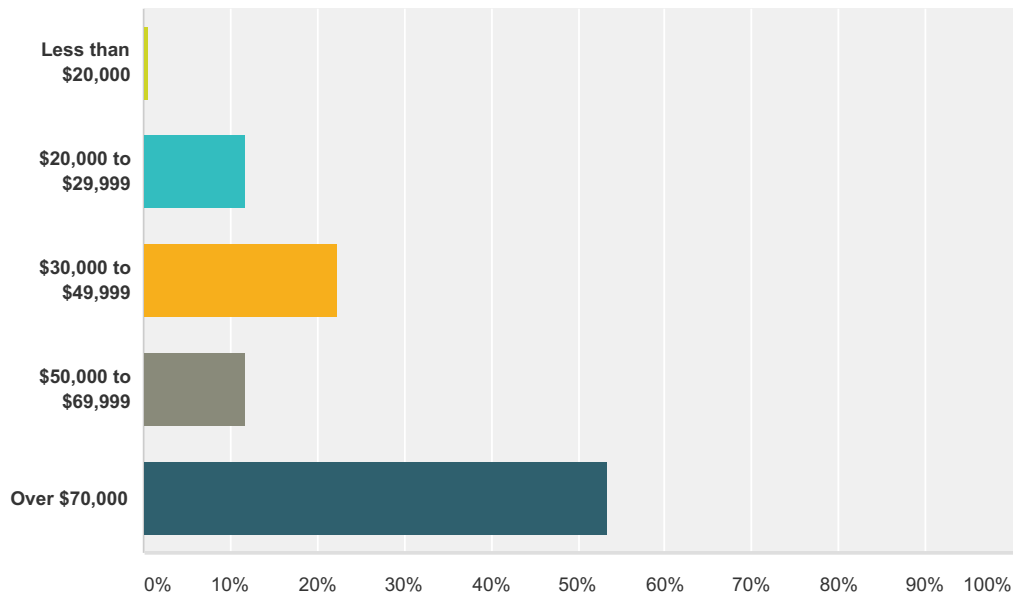
Answered: 173 Skipped: 3



Answer Choices	Responses
Less than high school	0.58% 1
High school diploma or GED	21.97% 38
College degree or higher	77.46% 134
<b>Total</b>	<b>173</b>

### Q14 Household income:

Answered: 170 Skipped: 6



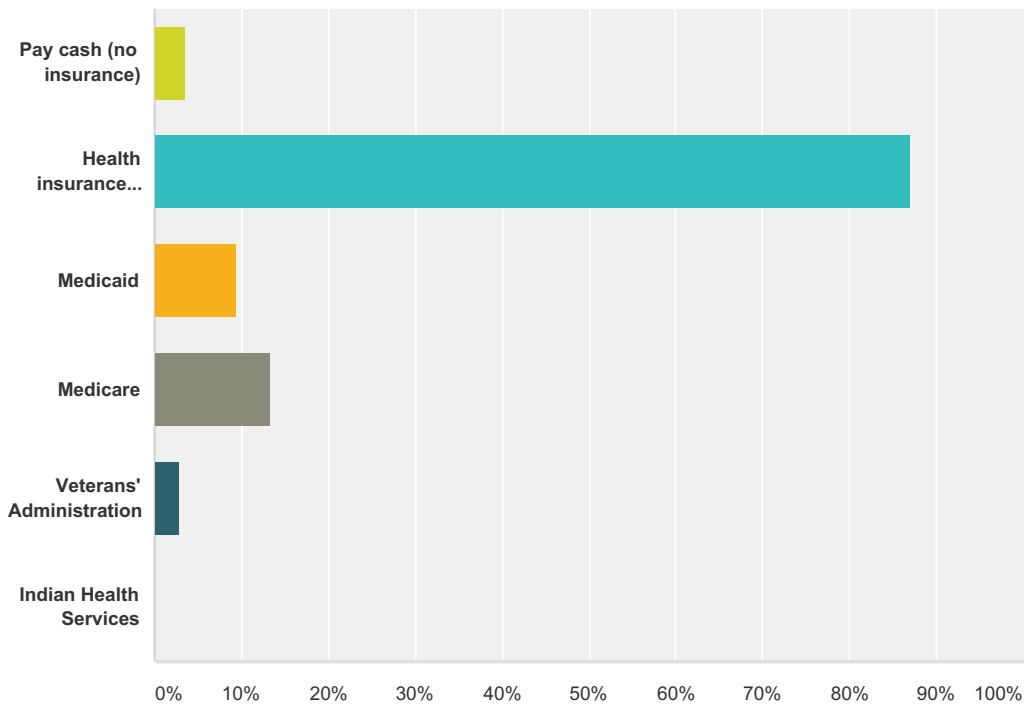
Answer Choices	Responses
Less than \$20,000	0.59% 1
\$20,000 to \$29,999	11.76% 20
\$30,000 to \$49,999	22.35% 38
\$50,000 to \$69,999	11.76% 20
Over \$70,000	53.53% 91
<b>Total</b>	<b>170</b>

**Q15 How many people reside in your household?**

Answered: 170 Skipped: 6

### Q16 How do you pay for your health care? (Check all that apply).

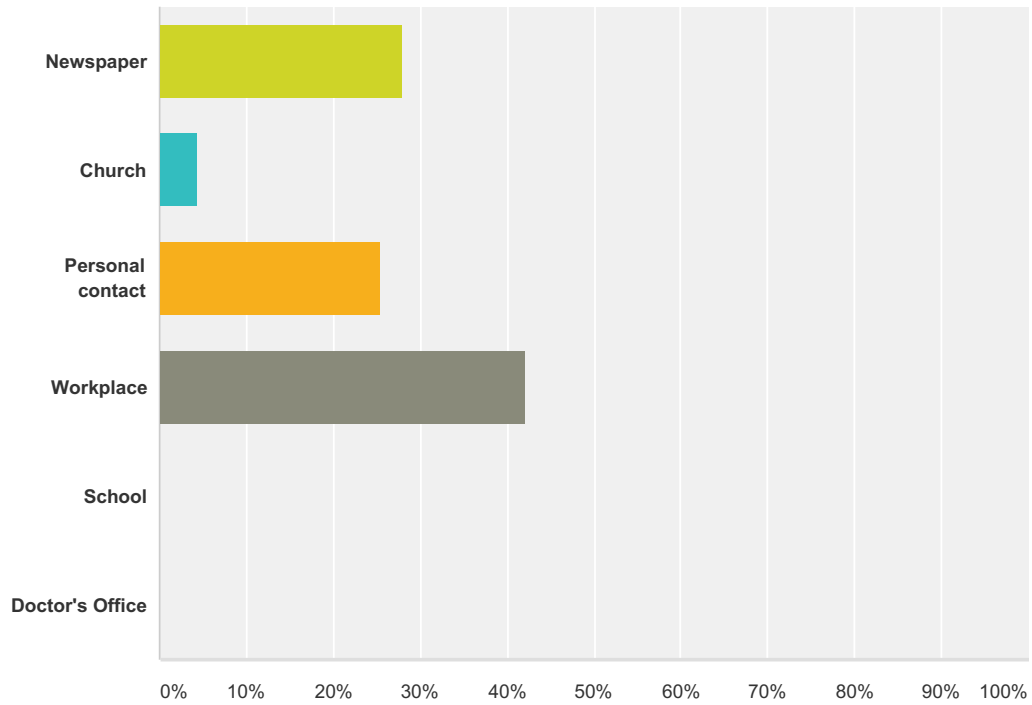
Answered: 171 Skipped: 5



Answer Choices	Responses
Pay cash (no insurance)	3.51% 6
Health insurance (e.g., private insurance, Blue Shield, HMO)	87.13% 149
Medicaid	9.36% 16
Medicare	13.45% 23
Veterans' Administration	2.92% 5
Indian Health Services	0.00% 0
<b>Total Respondents: 171</b>	

### Q17 How did you learn about this survey?

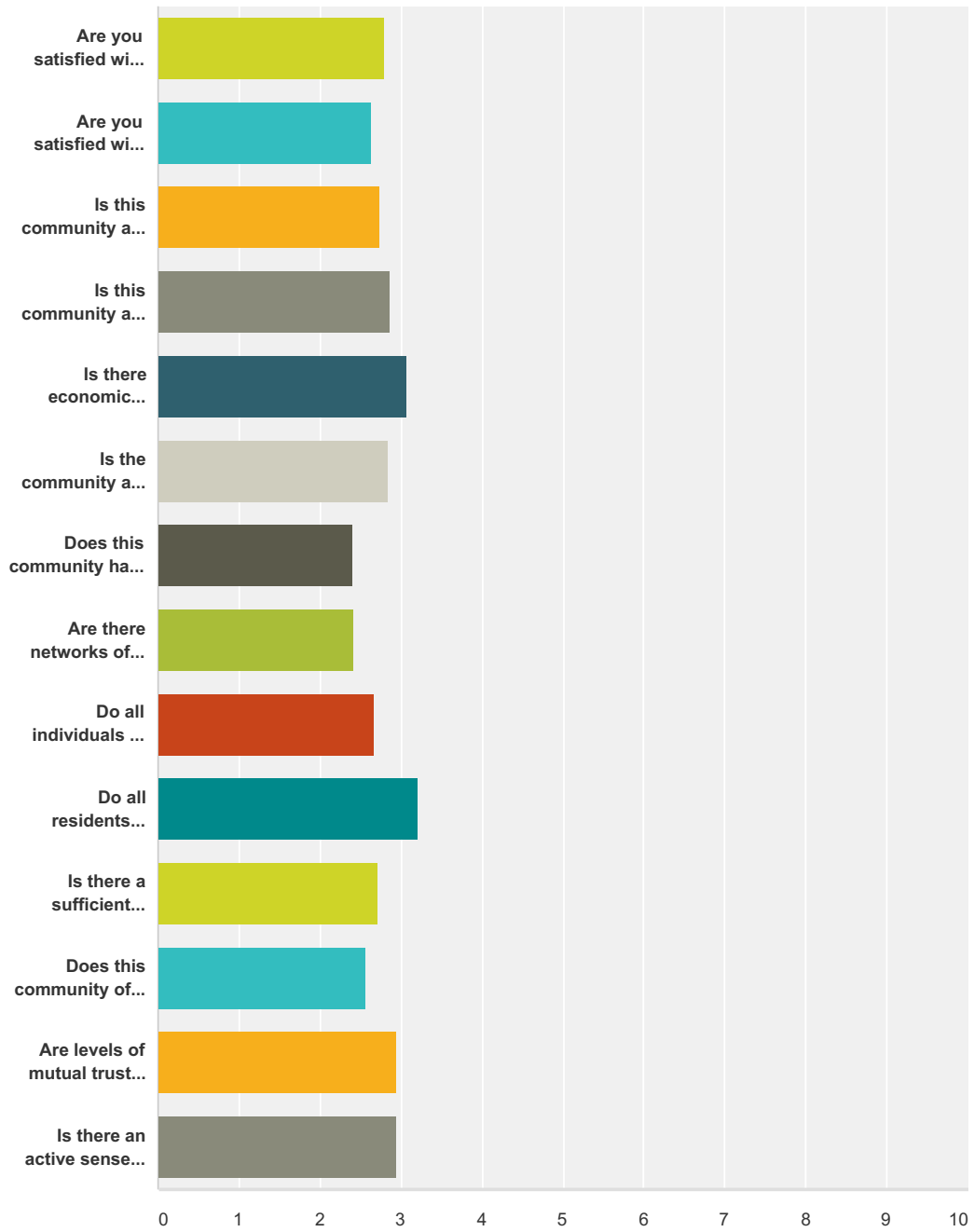
Answered: 114 Skipped: 62



Answer Choices	Responses	Count
Newspaper	28.07%	32
Church	4.39%	5
Personal contact	25.44%	29
Workplace	42.11%	48
School	0.00%	0
Doctor's Office	0.00%	0
<b>Total</b>		<b>114</b>

### Q18 Quality of Life

Answered: 175 Skipped: 1



	Strongly Yes	Yes	Neutral	No	Strongly No	Total	Weighted Average
Are you satisfied with the quality of life in our community? (Consider your sense of safety, well being, participation in community life and associations, etc.)	5.75% 10	44.83% 78	20.11% 35	23.56% 41	5.75% 10	174	2.79
Are you satisfied with the health care system in the community? (Consider access, cost, availability, quality, and options in health care).	13.71% 24	41.71% 73	17.14% 30	22.29% 39	5.14% 9	175	2.63

Is this community a good place to raise children? (Consider school quality, day care, after school programs, recreation, etc.)	<b>9.71%</b> 17	<b>36.57%</b> 64	<b>28.57%</b> 50	<b>20.57%</b> 36	<b>4.57%</b> 8	175	2.74
Is this community a good place to grow old? (Consider elder-friendly housing, transportation to medical services, churches, shopping; elder day care, social support for the elderly living alone, meals on wheels, etc.)	<b>9.71%</b> 17	<b>32.00%</b> 56	<b>28.00%</b> 49	<b>24.57%</b> 43	<b>5.71%</b> 10	175	2.85
Is there economic opportunity in the community? (Consider locally owned and operated business, jobs with career growth, job training/ higher education opportunities, affordable housing, reasonable commute, etc.)	<b>3.43%</b> 6	<b>30.29%</b> 53	<b>32.00%</b> 56	<b>25.71%</b> 45	<b>8.57%</b> 15	175	3.06
Is the community a safe place to live? (Consider residents' perceptions of safety in the home, the workplace, schools, playgrounds, parks and the mall. Do neighbors know and trust one another? Do they look out for one another?)	<b>6.86%</b> 12	<b>36.00%</b> 63	<b>28.57%</b> 50	<b>23.43%</b> 41	<b>5.14%</b> 9	175	2.84
Does this community have clean air and clean water? (Consider auto emissions, mass transit, car pooling, water quality, public policy and state/county legislation).	<b>10.92%</b> 19	<b>53.45%</b> 93	<b>21.84%</b> 38	<b>11.49%</b> 20	<b>2.30%</b> 4	174	2.41
Are there networks of support for individuals and families (neighbors, support groups, faith community outreach, agencies, organizations) during times of stress and need?	<b>9.71%</b> 17	<b>52.00%</b> 91	<b>28.00%</b> 49	<b>5.71%</b> 10	<b>4.57%</b> 8	175	2.43
Do all individuals and groups have the opportunity to contribute to and participate in the community's quality of life?	<b>8.62%</b> 15	<b>41.38%</b> 72	<b>27.59%</b> 48	<b>18.97%</b> 33	<b>3.45%</b> 6	174	2.67
Do all residents perceive that they- individually and collectively- can make the community a better place to live?	<b>3.45%</b> 6	<b>22.99%</b> 40	<b>28.16%</b> 49	<b>39.66%</b> 69	<b>5.75%</b> 10	174	3.21
Is there a sufficient number of health and social services in the community?	<b>7.43%</b> 13	<b>42.29%</b> 74	<b>29.14%</b> 51	<b>13.71%</b> 24	<b>7.43%</b> 13	175	2.71
Does this community offer a variety of stores convenient to meet daily needs? (Consider grocery, pharmacy, fuel, and clothing)	<b>10.86%</b> 19	<b>48.00%</b> 84	<b>19.43%</b> 34	<b>16.57%</b> 29	<b>5.14%</b> 9	175	2.57
Are levels of mutual trust and respect increasing among community partners as they participate in collaborative activities to achieve shared community goals?	<b>4.00%</b> 7	<b>32.00%</b> 56	<b>34.86%</b> 61	<b>22.86%</b> 40	<b>6.29%</b> 11	175	2.95
Is there an active sense of civic responsibility and engagement, and of civic pride in shared accomplishments?	<b>5.14%</b> 9	<b>28.57%</b> 50	<b>37.14%</b> 65	<b>25.71%</b> 45	<b>3.43%</b> 6	175	2.94

### Q19 Comments:

Answered: 18 Skipped: 158